

INVESTMENT OBJECTIVE	
Trez Capital Yield Trust US (Canadian\$)'s investment objective is to preserve invested capital, while generating an attractive stream of income in Canadian dollars by investing in a portfolio of mortgages, mortgage participations and up to 20% in equity investments, secured by real property located in the United States.	
MANAGER SUMMARY	
Manager	Trez Capital Fund Management Limited Partnership
Manager AUM	CAD2.6 Billion ¹
FUND DETAILS	
Fund Type	Open-ended pooled mortgage fund
Inception	January 2017
Redemptions	30 days' notice, subject to 1% retraction penalty if redeemed within 1st year.
Dividend Re-investment Plan (DRIP)	Yes
Management Fee	1.15%
Incentive Fee	10% of Net Operating Income

FUND FINANCIAL SUMMARY (CAD)	30-Sep-18	31-Dec-17
Cash (and Equivalents)	\$49,034,209	\$15,124,756
Other Receivables	18,862,115	7,536,639
Limited Partnership Investments	12,620,106	19,462,769
Mortgage Investments	338,010,076 ⁵	253,976,598
Total Assets	\$418,526,506	\$296,100,762
Credit Facility (Drawn)	-	2,705,042

Unaudited and non-consolidated, as at September 30, 2018

PORTFOLIO METRICS (CAD)	30-Sep-18	31-Dec-17
Average Loan Size	\$4,567,704	\$4,096,397
Number of Loans	74	62
Weighted Average LTV	71.3%	66.2%
Weighted Average Term-to-Maturity (Months)	20.8	16.1
Weighted Average Interest Rate	11.8%	11.8%

¹ Estimated value of the Manager's assets under management

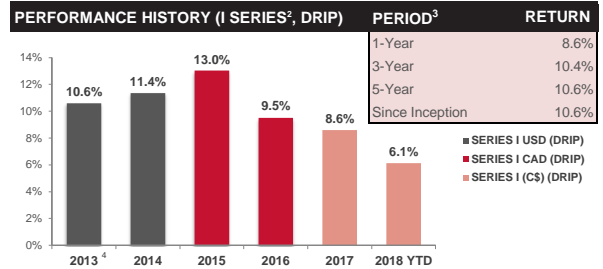
² Series returns are reported as F Series returns, plus 35bps to account for the reduction in management fee. To discuss eligibility, please contact Trez Capital Fund Management Limited Partnership.

³ Historical fund returns are reported, in conjunction with TCYT US returns prior to 2017, as at the calendar year ended Dec 31, 2017.

⁴ Due to the inception of Trez Capital Yield Trust US in January 2013, the return for 2013 is an annualized return.

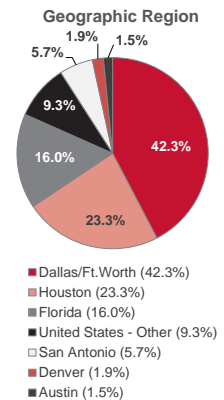
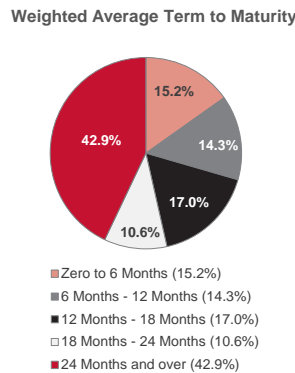
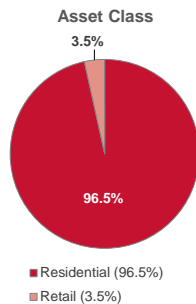
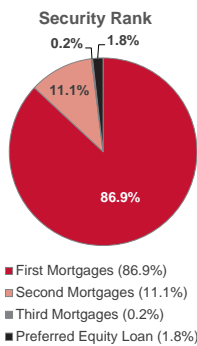
⁵ Mortgage Investment Portfolio allocated to Security Rank, Asset Class, Geographic Region and Weighted Average Term to Maturity

FUNDSERV CODE	UNIT CLASS	TRAILER FEE
TRZ 380	I Series	N/A



MORTGAGE PORTFOLIO SUMMARY (CAD)			
Description	# of Mortgages	\$ Amount	% Total
Security Rank			
First Mortgages	60	\$293,876,658	86.9%
Second Mortgages	12	\$37,392,990	11.1%
Third Mortgages	1	\$654,874	0.2%
Preferred Equity Loan	1	\$6,085,554	1.8%
	74	\$338,010,076⁵	100.0%
Asset Class			
Residential	69	\$326,333,998	96.5%
Retail	5	\$11,676,078	3.5%
	74	\$338,010,076⁵	100.0%
Geographic Region			
Dallas/Ft. Worth	31	\$143,017,354	42.3%
Houston	10	\$78,699,528	23.3%
Florida	13	\$54,261,825	16.0%
United States - Other	11	\$31,305,390	9.3%
San Antonio	4	\$19,196,646	5.7%
Denver	3	\$6,278,363	1.9%
Austin	2	\$5,250,970	1.5%
	74	\$338,010,076⁵	100.0%

MORTGAGE PORTFOLIO DIVERSIFICATION



THE TREZ FAMILY OF FUNDS

Through its five unique debt funds, Trez Capital provides investors with the broadest range of mortgage debt investment products. These funds encompass private investment products sold through registered investment dealers. They also cater to different risk profiles and provide exposure to both Canadian and U.S. mortgage markets.

Since 1997, Trez Capital has originated over 1,314 loans totaling more than CAD\$8.2 billion of investment and is one of Canada's largest non-bank commercial mortgage lenders.



For Further Information, please contact:
Investor Services
T: 1.877.689.0821
E: investor-services@trezcapital.com

Vancouver
1700 - 745 Thurlow St.
Vancouver, BC V6E 0C5
T: 604.689.0821

Toronto
1404-401 Bay St.
Toronto, ON M5H 2Y4
T: 416.350.1224

Dallas
500-5055 Keller Springs Rd.
Addison, TX 75001
T: 214.545.0951

Palm Beach
204-1501 Corporate Dr.
Palm Beach, FL 33426
T: 561.588.0133